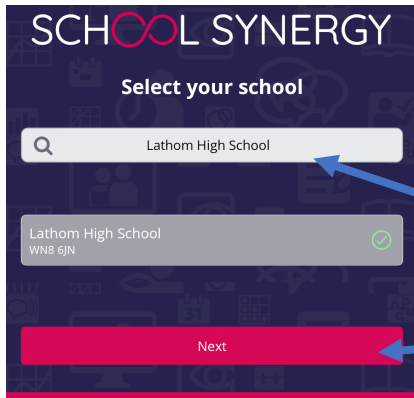
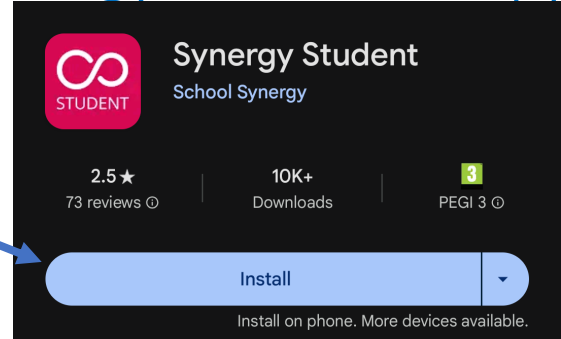


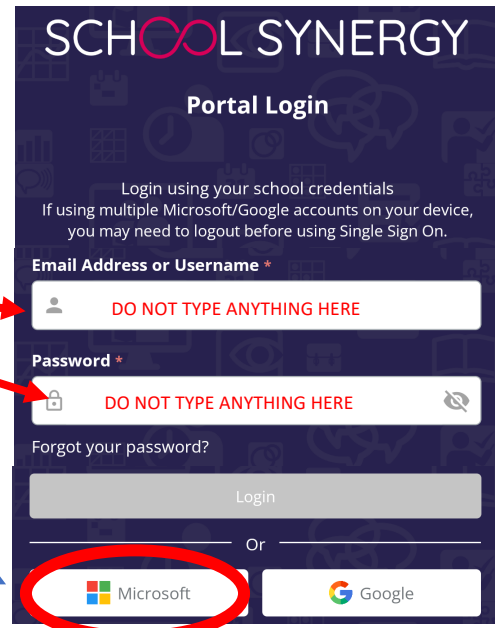
How to log into Student Synergy on Phone App

1. Download the Synergy Student App from the Apple App Store or Android Play Store



2. Select our school by searching Lathom High School in the search box, selecting Lathom High School and pressing next

3. When shown the Portal Login screen. Press the Microsoft Button at the bottom of your screen. **DO NOT** type your email and password in the boxes shown on this screen. Press the Microsoft button and you will be taken to the next screen



4. Lastly, at the 1st screen put your school email address like this: "username@lathom.lancs.sch.uk" and then press next, you will then be asked for your school password (the password you use to log into the school computers). Press sign in. Then accept for Synergy to use your school account to sign in and you will be logged into synergy on your device

